








Description

- temperature range +4°C up to +8°C (at an ambient temperature of 21°C)
- digital temperature display
- sliding doors on the front and the back
- suitable for self-service
- long-living LED lighting on every level
- lateral lighting for more attraction
- increase your sales through ideal visibility of your products
- modular design offers possibility to place several units in line
- particular energy-efficient through double glazing
- all glasses strengthened
- glass shelves height-adjustable
- flat top ideal to be built in counters
- 3 glass shelves 900 x 360 mm
- compressor on the back for optimal space-usage on every shelf

Technical data

	Electric power:	950 W
	Voltage:	230V
	Supply frequency:	50Hz
	Width x depth x height:	1015 x 620 x 1240 mm
	Net-weight:	185 kg