








Description

High-performance crêpe maker for intensive use  
Crêpes plates Ø 400 mm diameter  
Massive cast iron for constant heat, even at cold outside temperatures  
Spiral-shaped heating element under the cast iron plate for even heat distribution  
Efficient use of energy due to optimal contact between heating element and cast iron plate  
Stainless steel casing  
Thermostatic control up to 300°C  
Pilot light

Technical data

	Electric power:	3,6 kW
	Gas power:	'0'
	Width x depth x height:	400 x 400 x 160 mm
	Net-weight:	14 kg
	Number of waffles:	'0'