









Description

- stainless steel casing
- pilot light
- step switch
- EGO® cast hot plate Ø 300 mm
- height-adjustable feet

Technical data

	Electric power:	2,5 kW
	Voltage:	230V
	Supply frequency:	50Hz / 60Hz
	Width x depth x height:	450 x 450 x 150 mm
	Net-weight:	12 kg
	Working area (Ø):	300 mm