








Description

- on/off switch
- extensible from 900 to 1700 mm
- incl. Infra-red bulb (white light)

Technical data

	Electric power:	250 W
	Voltage:	230V
	Supply frequency:	50Hz
	Width x depth x height:	255 x 255 x 900/1700 mm
	Net-weight:	3 kg