








Description

- removable bowl easy to clean
- chromed casing
- motor starts by pushing down the lid
- 30 liters/hour
- 1500 rpm at 50 Hz
- 1800 rpm at 60 Hz

Technical data

	Electric power:	230 W
	Voltage:	230V
	Supply frequency:	50Hz / 60Hz
	Width x depth x height:	200 x 300 x 390 mm
	Net-weight:	9 kg