








Description

- stainless steel made
- for all tins (even oval ones) from 50-270 mm height
- clean cut
- adjustable in height
- solid base
- 2 speed levels

Technical data

	Electric power:	150 W
	Voltage:	230V
	Supply frequency:	50Hz / 60Hz
	Width x depth x height:	320 x 450 x 600 mm
	Net-weight:	12 kg