








Description

- stainless steel casing
- adjustable conveyor speed
- pilot light
- approx. 150 toasts/hour
- convoyer width 260 mm

Technical data

	Electric power:	2,24 kW
	Voltage:	230V
	Supply frequency:	50Hz
	Width x depth x height:	368 x 440 x 385 mm
	Net-weight:	17 kg